



# Statistics 1999 - 2022

Acid Attack Statistics (1999 – 2022)					
Years	No. of Incidents	Number of Survivors			
		Women	Men	Children	Total
2022	18	16	11	2	29
2021	12	13	5	1	19
2020	16	17	2	3	22
2019	19	14	4	3	21
2018	18	10	5	7	22
2017	39	30	9	9	48
2016	44	33	10	7	50
2015	59	41	23	10	74
2014	59	39	22	13	74
2013	70	45	28	13	86
2012	71	50	22	26	98
2011	91	63	30	25	118
2010	122	90	38	32	160
2009	129	93	44	22	159
2008	142	94	55	35	184
2007	162	113	48	38	199
2006	183	136	58	30	224
2005	222	154	71	52	277
2004	326	193	65	75	333
2003	417	209	121	90	420
2002	494	236	137	123	496
2001	351	133	91	128	352
2000	240	114	32	94	240
1999	165	71	25	72	168
<b>Total</b>	<b>3469</b>	<b>2007</b>	<b>956</b>	<b>910</b>	<b>3873</b>
<b>Grand Total</b>	<b>3469</b>	<b>3873</b>			

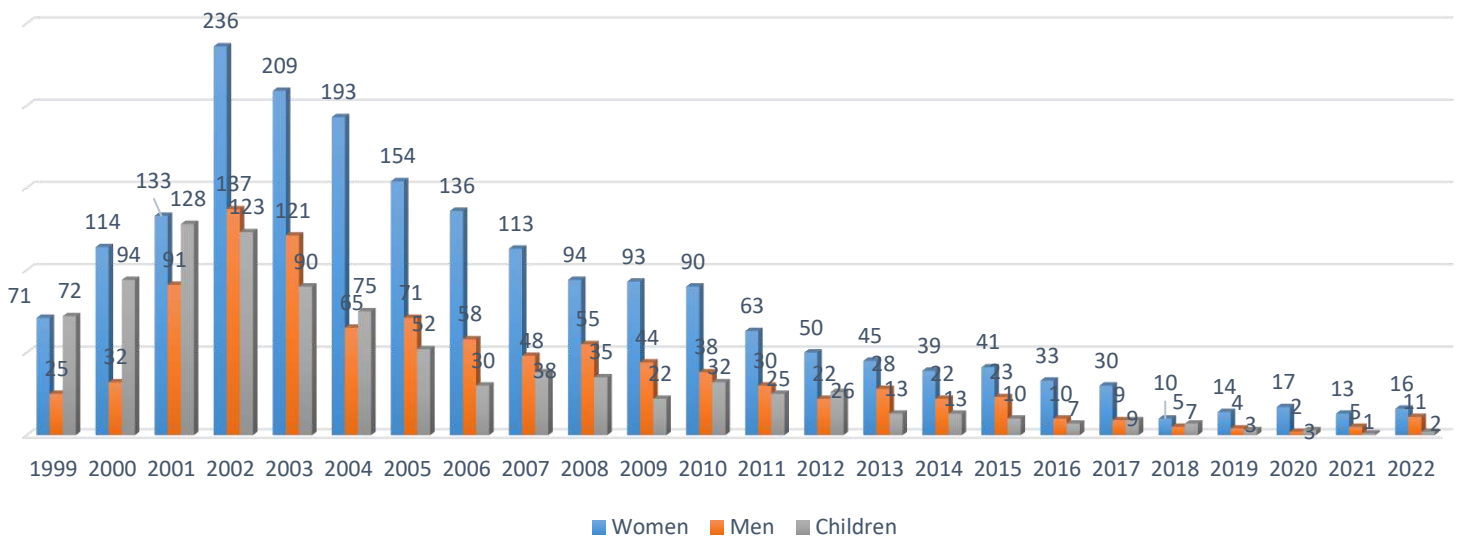
## Overall Acid Attack Trend (1999-2022)

**Total Attack: 3469**

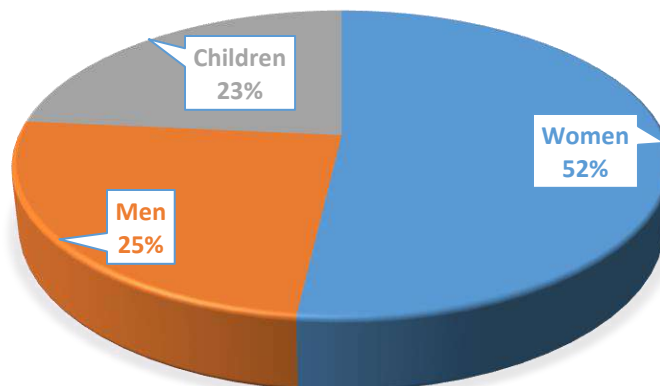
**Total Survivors: 3873**



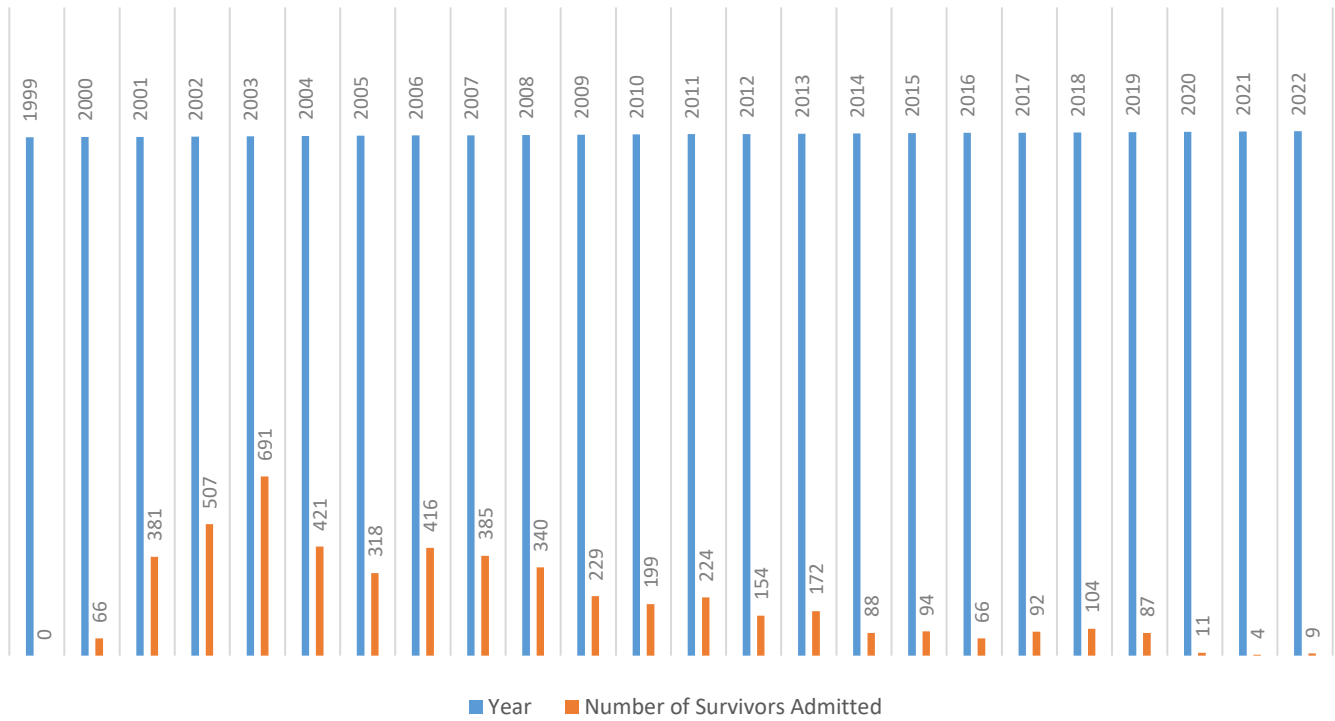
## Number of Survivors By Gender (1999-2022)



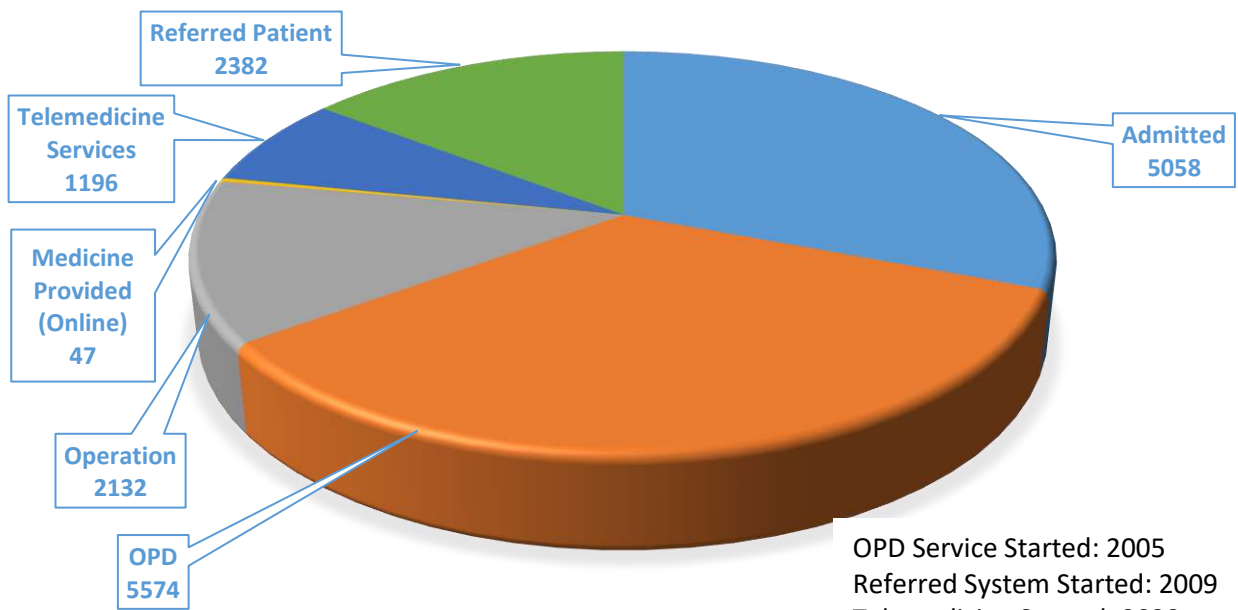
## STATISTICS BY GENDER (1999-2022)



## NUMBER OF SURVIVORS ADMITTED (1999-2022)

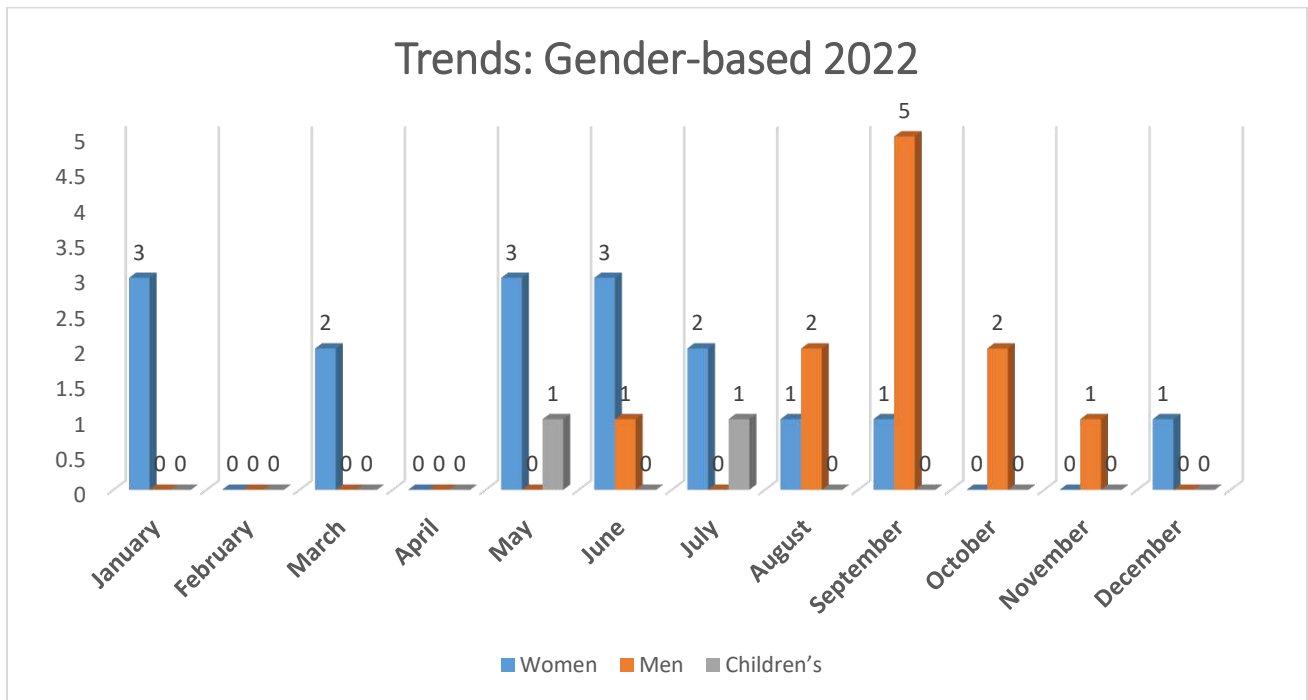


## MEDICARE SUPPORT (1999-2022)

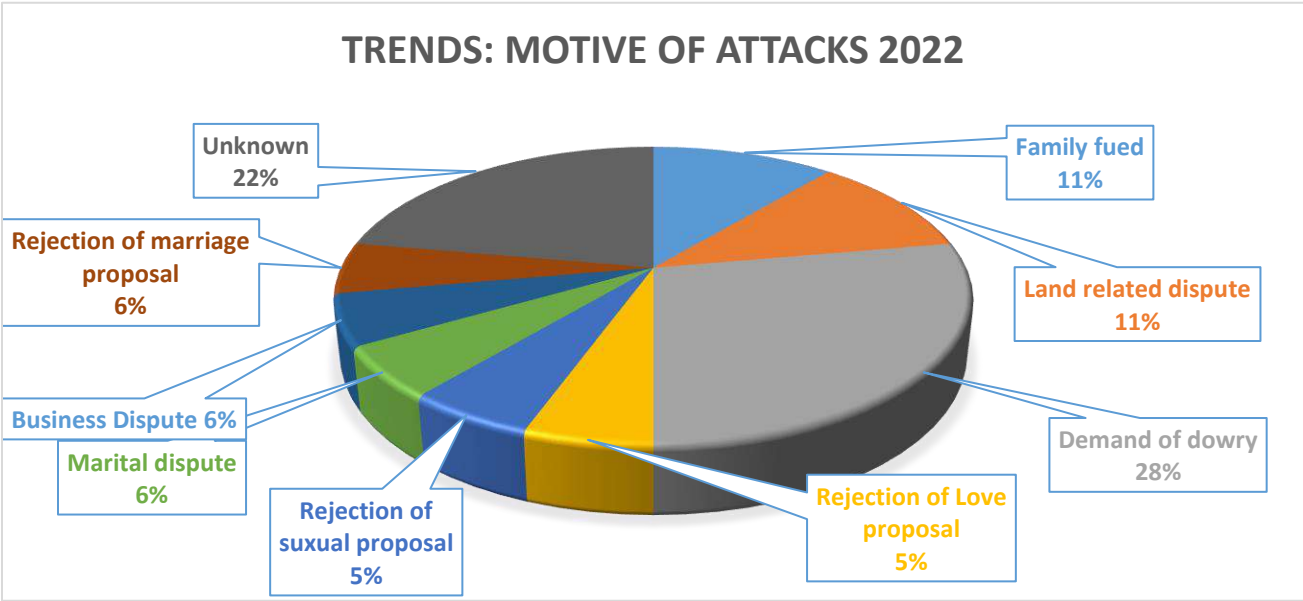


## Acid Attack Statistics – 2022

Months	Number of Incidents	Number of Survivors			
		Women	Men	Children's	Total
January	1	3	0	0	3
February	0	0	0	0	0
March	2	2	0	0	2
April	0	0	0	0	0
May	2	3	0	1	4
June	4	3	1	0	4
July	2	2	0	1	3
August	2	1	2	0	3
September	2	1	5	0	6
October	1	0	2	0	2
November	1	0	1	0	1
December	1	1	0	0	1
<b>Total</b>	<b>18</b>	<b>16</b>	<b>11</b>	<b>2</b>	<b>29</b>
<b>Grand Total</b>	<b>18</b>	<b>29</b>			

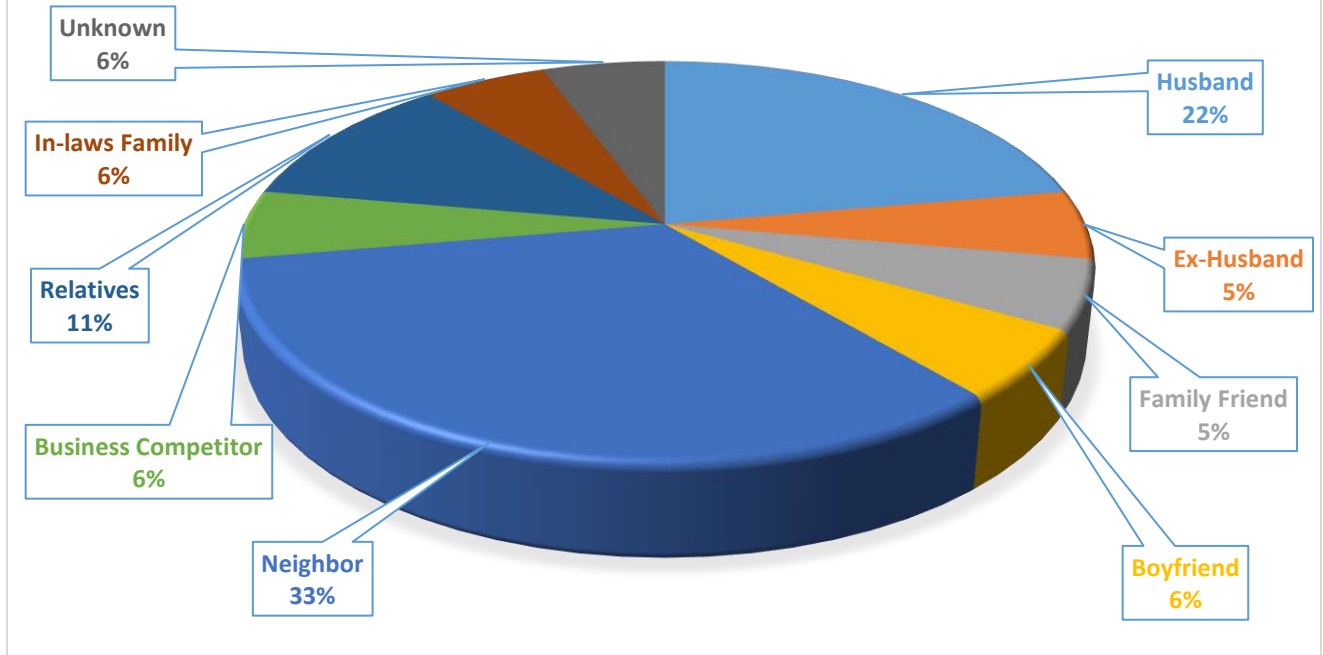


<b>Acid Attack Motives - 2022</b>	
Family Feud	2
Land Disputes	2
Dowry	5
Rejected love Proposal	1
Reject Sexual Proposal	1
Rejected marriage proposal	1
Marital Dispute	1
Business Dispute	1
Unknown	4
<b>Total</b>	<b>18</b>



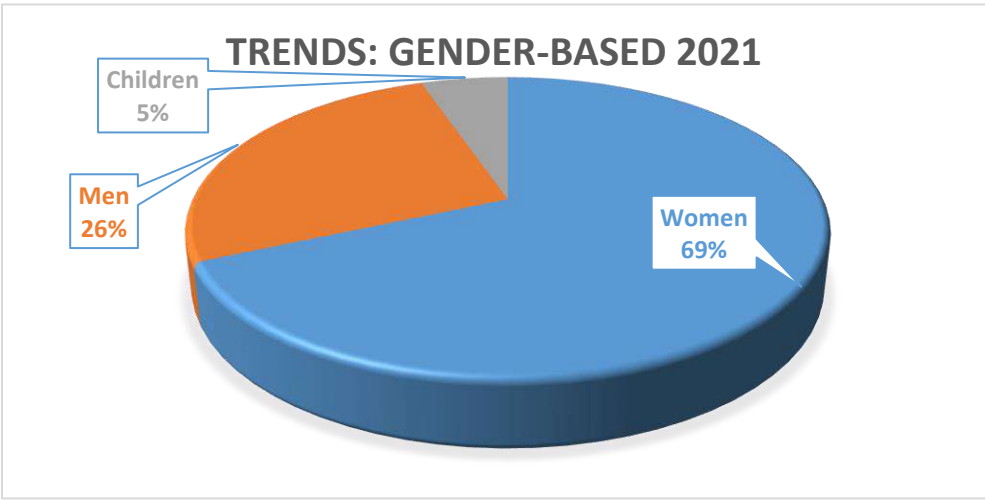
<b>Acid Attack Perpetrators - 2022</b>	
Husband	4
Ex-Husband	1
Family Friend	1
Boyfriend	1
Neighbor	6
Business Competitor	1
Relatives	2
In-laws Family	1
Unknown	1
<b>Total</b>	<b>18</b>

## TRENDS: PERPETRATORS 2022

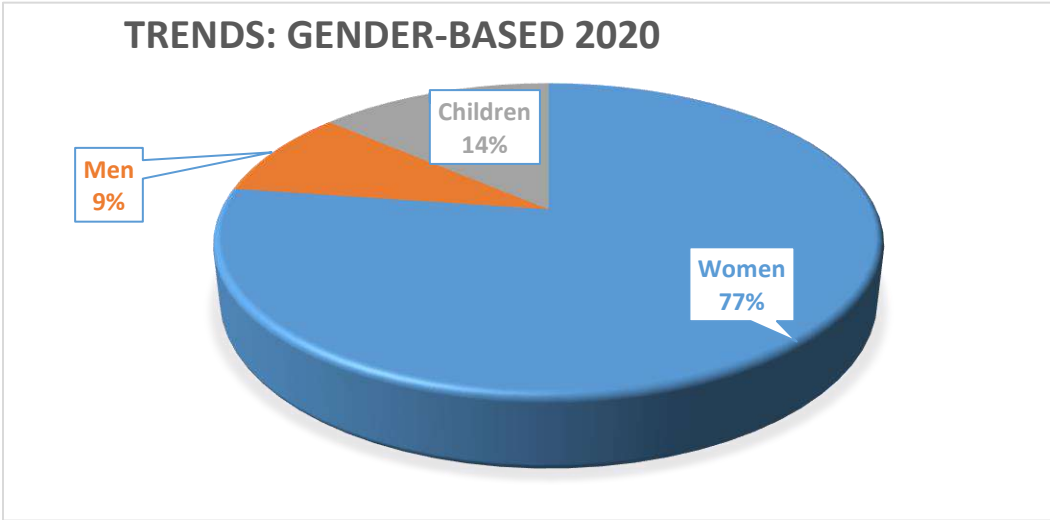


## Acid Attack Statistics - 2021

Months	Number of Incidents	Number of survivors
January	1	1
February	1	1
March	2	4
April	1	6
May	0	0
June	1	1
July	1	1
August	2	2
September	2	2
October	0	0
November	1	1
December	0	0
<b>Total</b>	<b>12</b>	<b>19</b>
<b>Total Ratio (Women : Men : Children) = 13 : 5 : 1</b>		



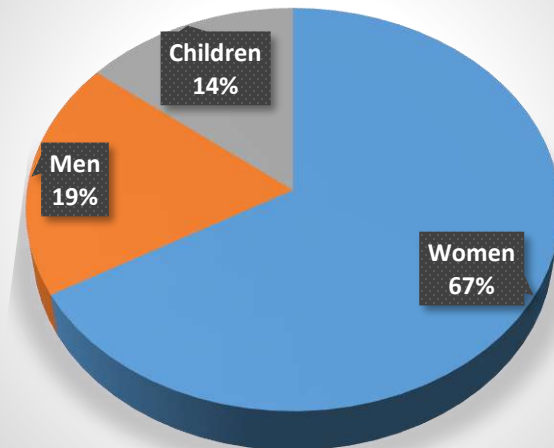
<b>Acid Attack Statistics - 2020</b>		
Months	Number of Incidents	Number of survivors
January	0	0
February	3	3
March	2	2
April	0	0
May	2	2
June	5	8
July	1	3
August	1	1
September	0	0
October	1	1
November	1	2
December	0	0
<b>Total</b>	<b>16</b>	<b>22</b>
<b>Total Ratio (Women : Men : Children) = 17 : 2 : 3</b>		



## Acid Attack Statistics - 2019

Months	Number of Incidents	Number of survivors
January	3	4
February	1	1
March	2	2
April	1	1
May	1	1
June	0	0
July	1	1
August	4	4
September	2	2
October	1	1
November	2	2
December	1	2
<b>Total</b>	<b>19</b>	<b>21</b>
<b>Total Ratio (Women : Men : Children) = 14 : 4 : 3</b>		

### Trends: Gender-based 2019

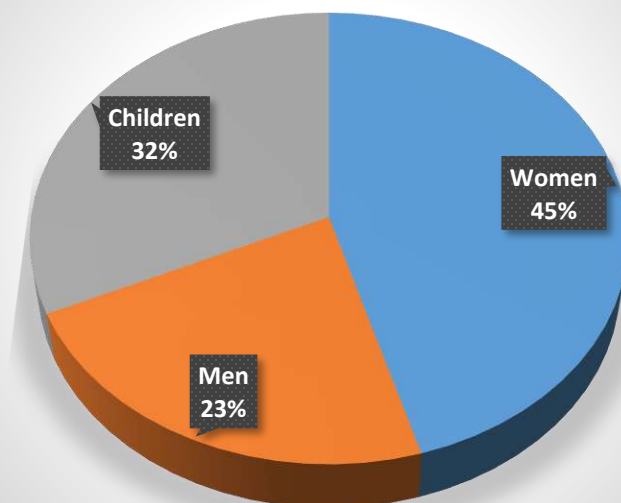




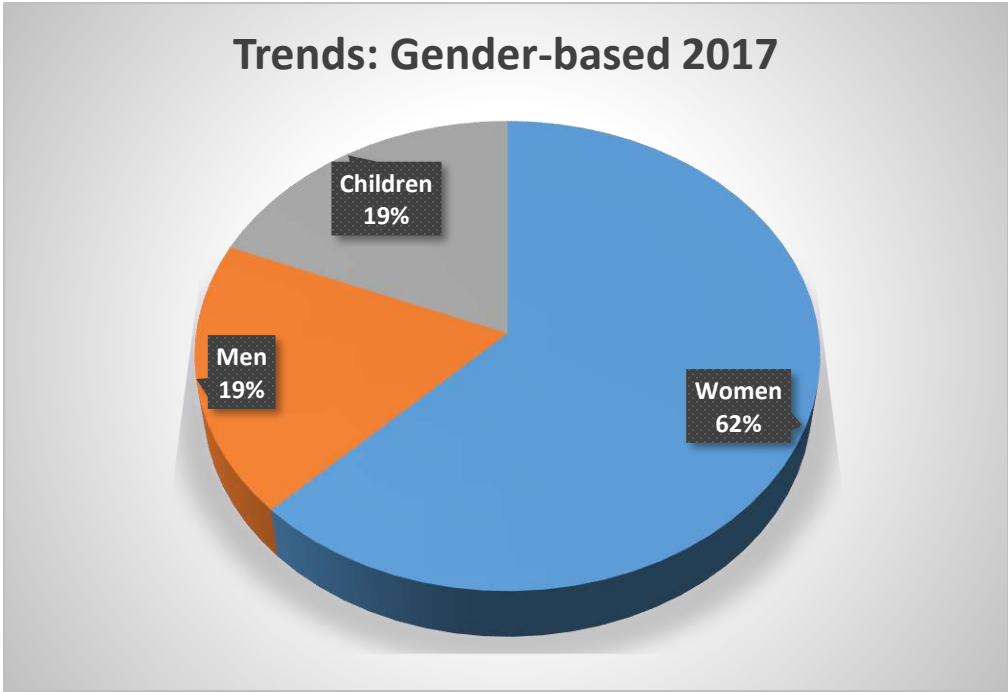
## Acid Attack Statistics - 2018

Months	Number of Incidents	Number of survivors
January	4	4
February	0	0
March	2	2
April	2	2
May	3	5
June	0	0
July	3	4
August	2	3
September	0	0
October	2	2
November	0	0
December	0	0
<b>Total</b>	<b>18</b>	<b>22</b>
<b>Total Ratio (Women : Men : Children) = 10 : 5 : 7</b>		

### Trends: Gender-based 2018

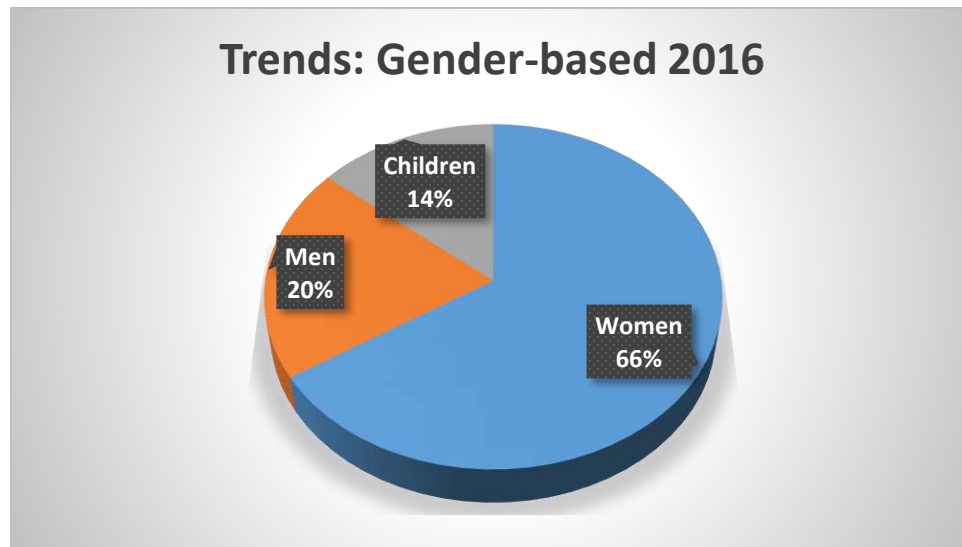


<b>Acid Attack Statistics - 2017</b>		
<b>Months</b>	<b>Number of Incidents</b>	<b>Number of survivors</b>
January	5	6
February	5	6
March	5	6
April	4	6
May	7	7
June	4	4
July	1	1
August	3	3
September	1	3
October	3	5
November	1	1
December	0	0
<b>Total</b>	<b>39</b>	<b>48</b>
<b>Total Ratio (Women : Men : Children) = 30 : 9 : 9</b>		

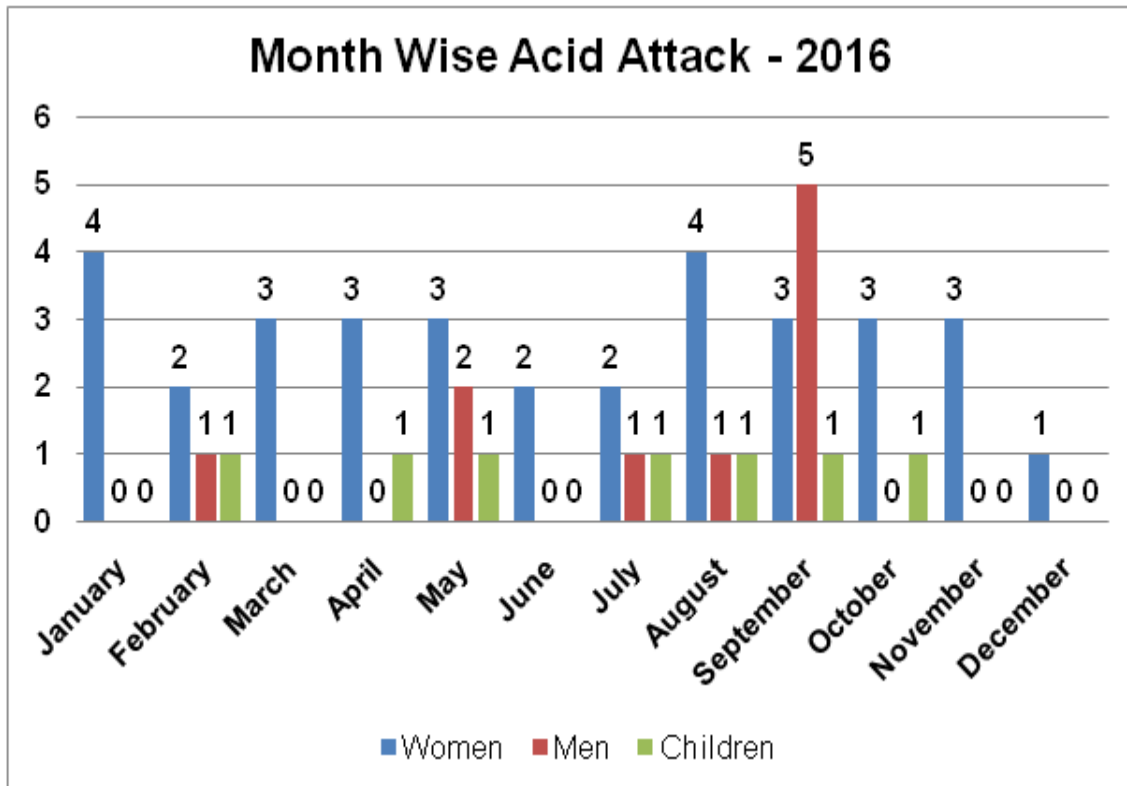


# Acid Attack Trends-2016

Acid Attack Statistics - 2016				
No. of Incidents	No. of Survivors	Women	Men	Children
44	50	33	10	7



Acid Attack Statistics – 2016				
Months	Number of Survivors			
	Women	Men	Children's	Total
January	4	0	0	4
February	2	1	1	4
March	3	0	0	3
April	3	0	1	4
May	3	2	1	6
June	2	0	0	2
July	2	1	1	4
August	4	1	1	6
September	3	5	1	9
October	3	0	1	4
November	3	0	0	3
December	1	0	0	1
<b>Total</b>	<b>33</b>	<b>10</b>	<b>7</b>	<b>50</b>
<b>Grand Total</b>	<b>50</b>			

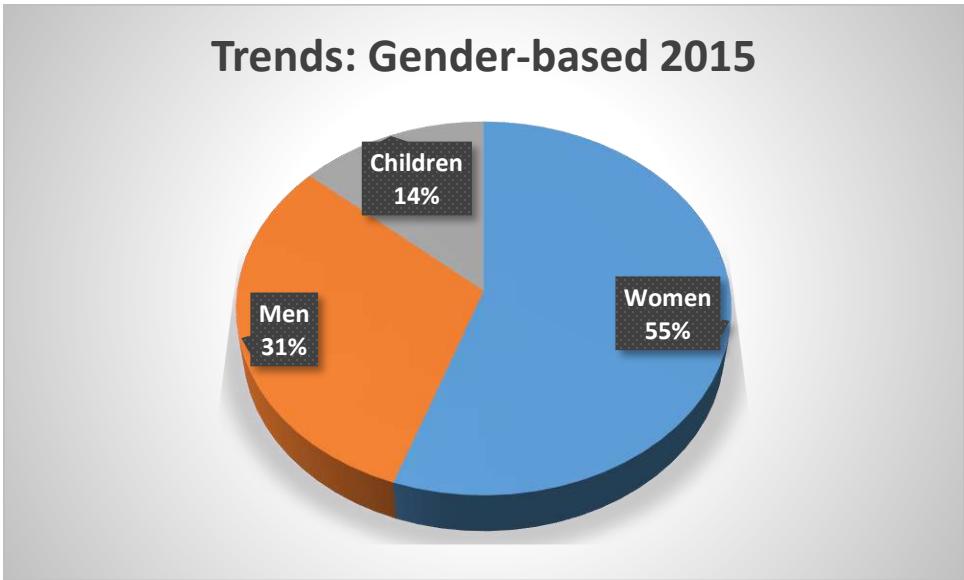


<b>Motivation of acid attack - 2016</b>			
Reasons	Men	Women	Children's
Dowry	-	2	-
Family related dispute	1	9	2
Land/property/money dispute	4	9	-
Marital dispute	1	7	-
Refusal/rejection of love	-	1	2
Refusal/rejection of marriage	-	-	-
Refusal/rejection of Sex	-	1	1
Not know	-	2	-
Others	4	2	2
<b>Total</b>	<b>10</b>	<b>33</b>	<b>7</b>

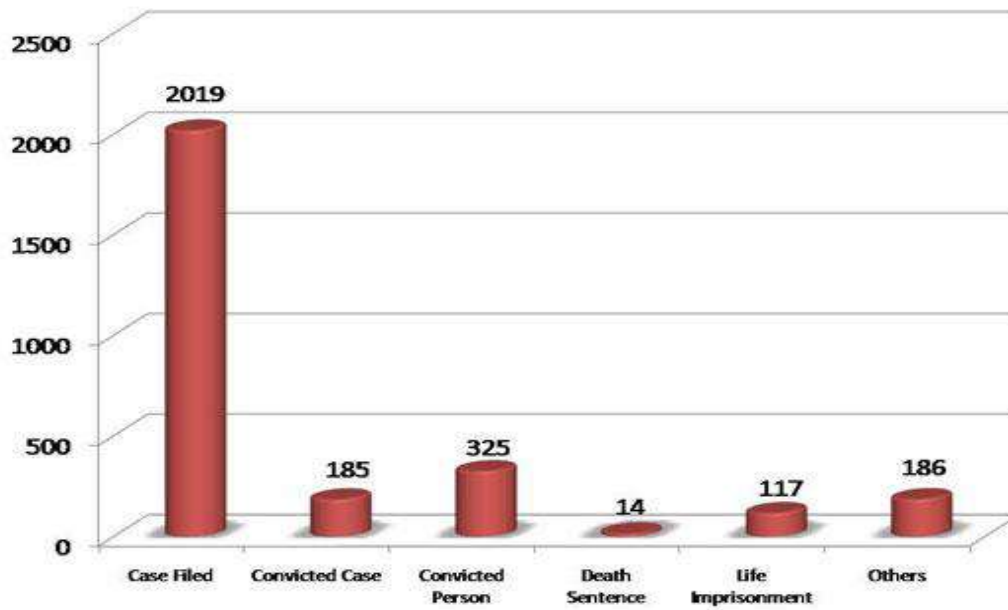
<b>Age group of acid survivors - 2016</b>		
<b>Age groups</b>	<b>Men</b>	<b>Women</b>
Under 18	3	5
19-25	2	10
26-35	2	16
36-45	5	5
46-55	-	1
Over 55	1	-
Total:	13	37
<b>Grand Total:</b>	<b>50</b>	

## Acid Attack Trends-2015

<b>Acid Attack Statistics - 2015</b>				
<b>No. of Incidents</b>	<b>No. of Survivors</b>	<b>Women</b>	<b>Men</b>	<b>Children</b>
<b>59</b>	<b>74</b>	<b>41</b>	<b>23</b>	<b>10</b>

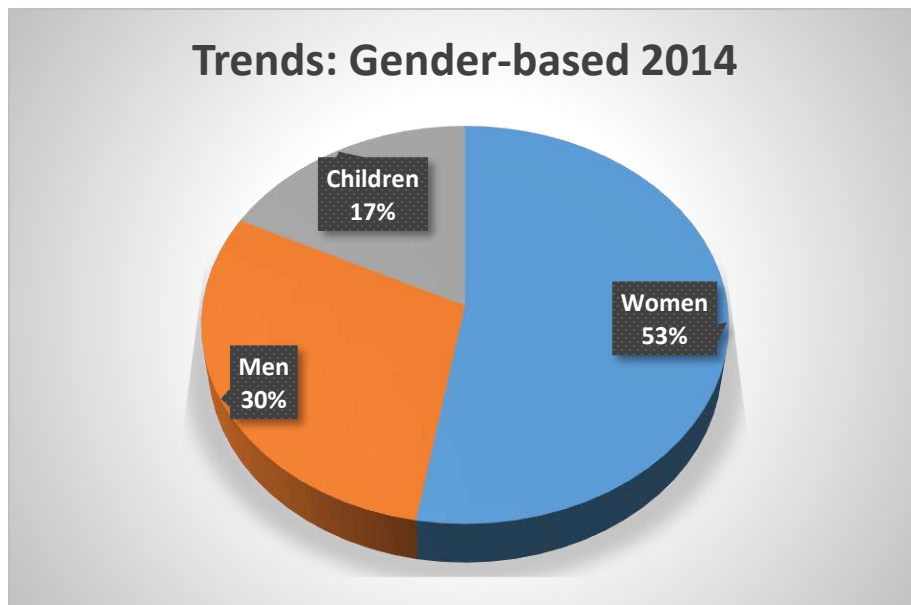


## Conviction Status Duration: 2002 to October 2015



## Acid Attack Trends-2014

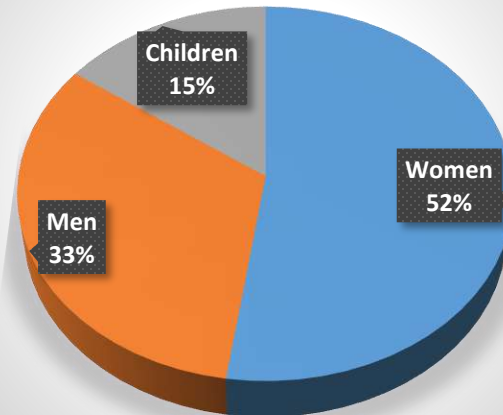
<b>Acid Attack Statistics - 2014</b>				
No. of Incidents	No. of Survivors	Women	Men	Children
59	74	39	22	13



## Acid Attack Statistics - 2013

No. of Incidents	No. of Survivors	Women	Men	Children
70	86	45	28	13

### Trends: Gender-based 2013

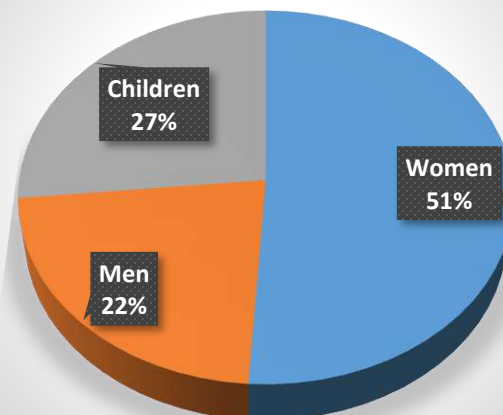


## Acid Attack Trends-2012

### Acid Attack Statistics - 2012

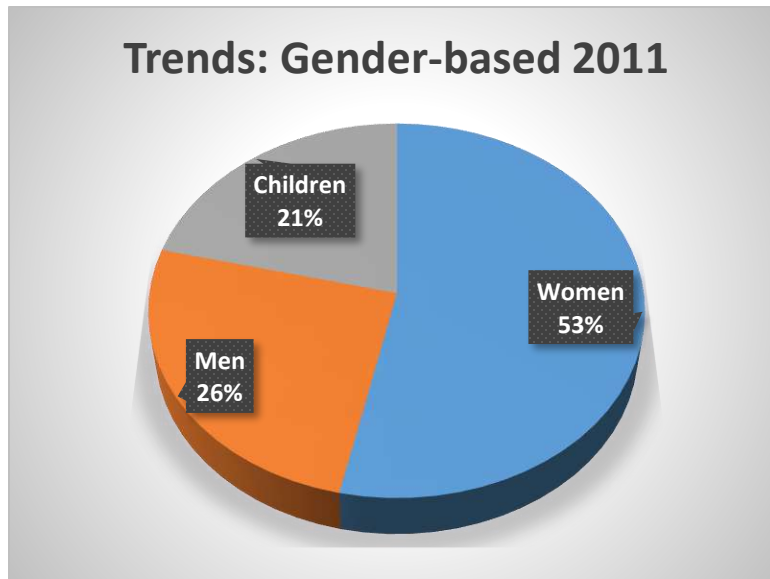
No. of Incidents	No. of Survivors	Women	Men	Children
71	98	50	22	26

### Trends: Gender-based 2012



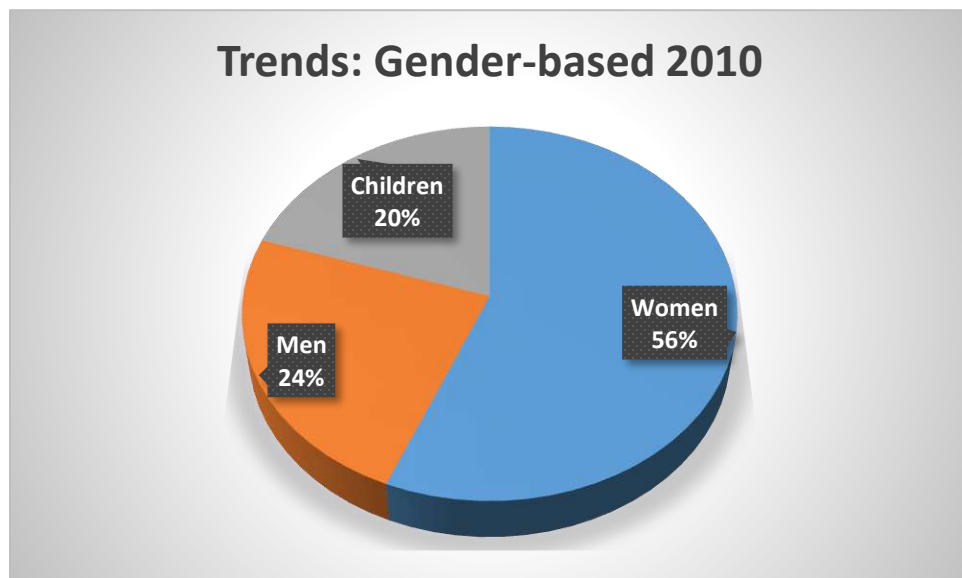
# Acid Attack Trends-2011

Acid Attack Statistics - 2011				
No. of Incidents	No. of Survivors	Women	Men	Children
91	118	63	30	25



# Acid Attack Trends-2010

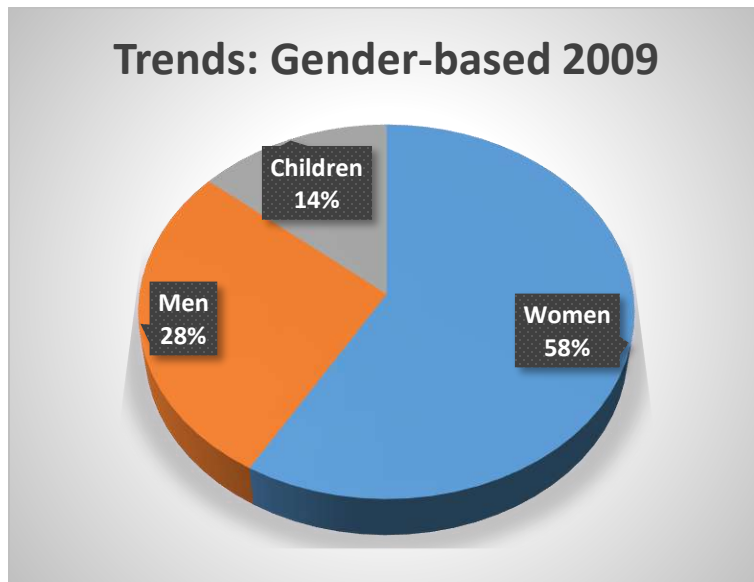
Acid Attack Statistics - 2010				
No. of Incidents	No. of Survivors	Women	Men	Children
122	160	90	38	32





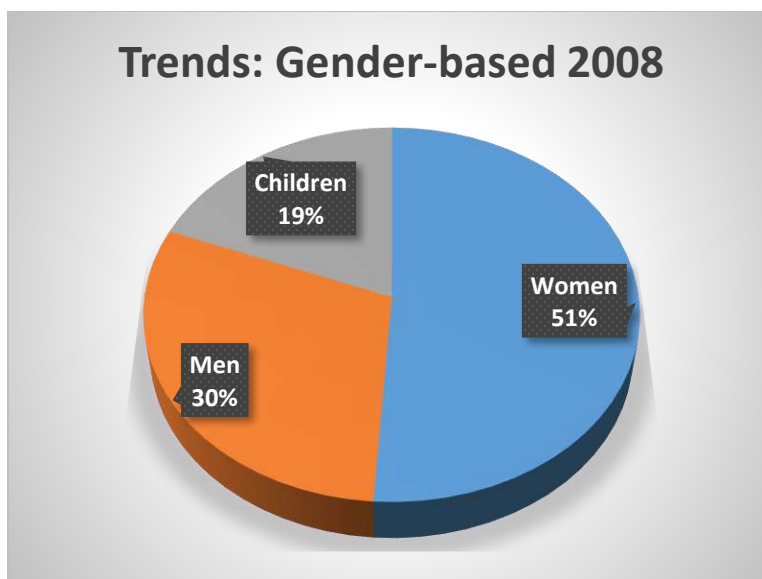
# Acid Attack Trends-2009

Acid Attack Statistics - 2009				
No. of Incidents	No. of Survivors	Women	Men	Children
129	159	93	44	22

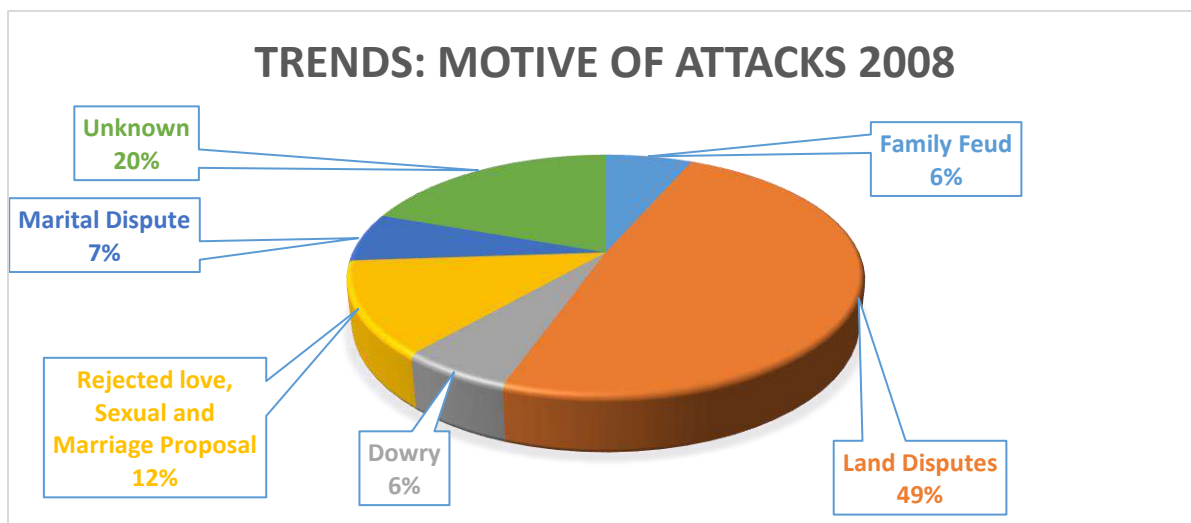


# Acid Attack Trends-2008

Acid Attack Statistics - 2008				
No. of Incidents	No. of Survivors	Women	Men	Children
142	184	94	55	35

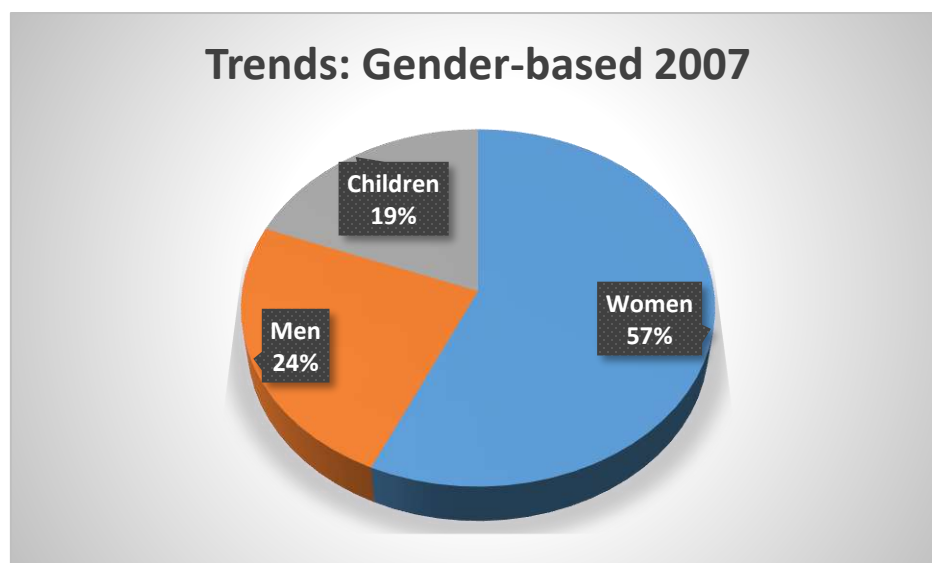


<b>Acid Attack Motives - 2008</b>	
Family Feud	12
Land Disputes	90
Dowry	11
Rejected love, Sexual and Marriage Proposal	23
Marital Dispute	12
Unknown	36
<b>Total</b>	<b>184</b>



## Acid Attack Trends-2007

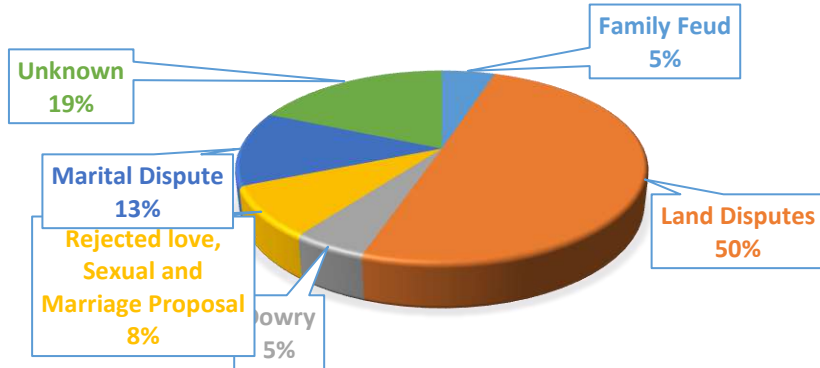
<b>Acid Attack Statistics - 2007</b>				
No. of Incidents	No. of Survivors	Women	Men	Children
162	199	113	48	38



## Acid Attack Motives - 2007

Family Feud	10
Land Disputes	100
Dowry	10
Rejected love, Sexual and Marriage Proposal	17
Marital Dispute	25
Unknown	37
<b>Total</b>	<b>199</b>

### TRENDS: MOTIVE OF ATTACKS 2007

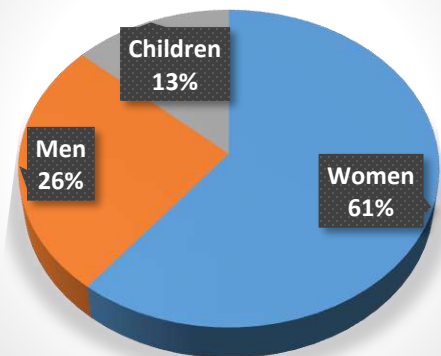


## Acid Attack Trends-2006

### Acid Attack Statistics - 2006

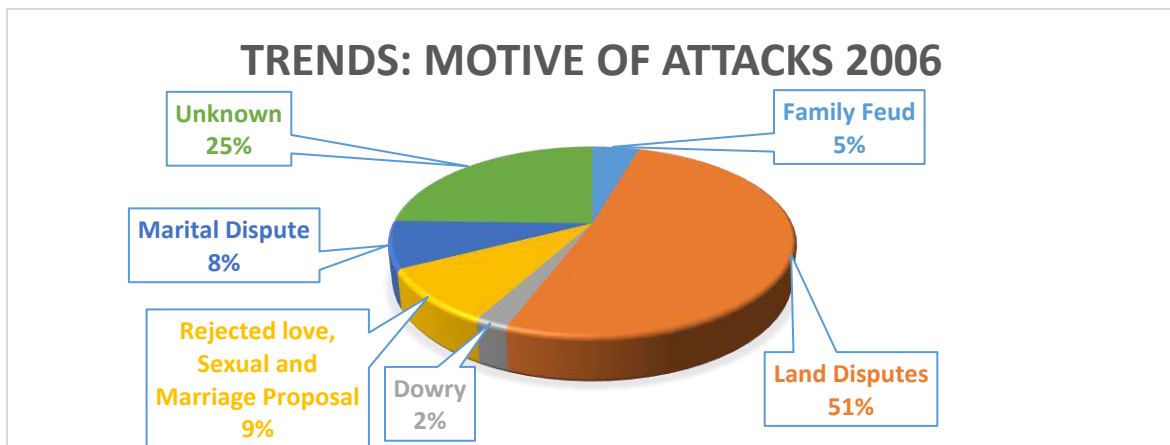
No. of Incidents	No. of Survivors	Women	Men	Children
<b>183</b>	<b>224</b>	<b>136</b>	<b>58</b>	<b>30</b>

### Trends: Gender-based 2006



## Acid Attack Motives - 2006

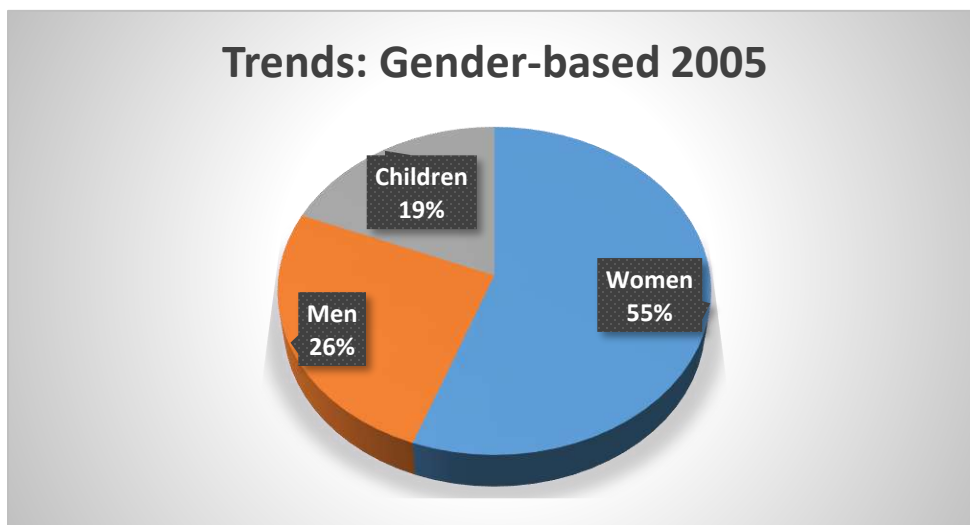
Family Feud	10
Land Disputes	115
Dowry	5
Rejected love, Sexual and Marriage Proposal	21
Marital Dispute	18
Unknown	55
<b>Total</b>	<b>224</b>



## Acid Attack Trends-2005

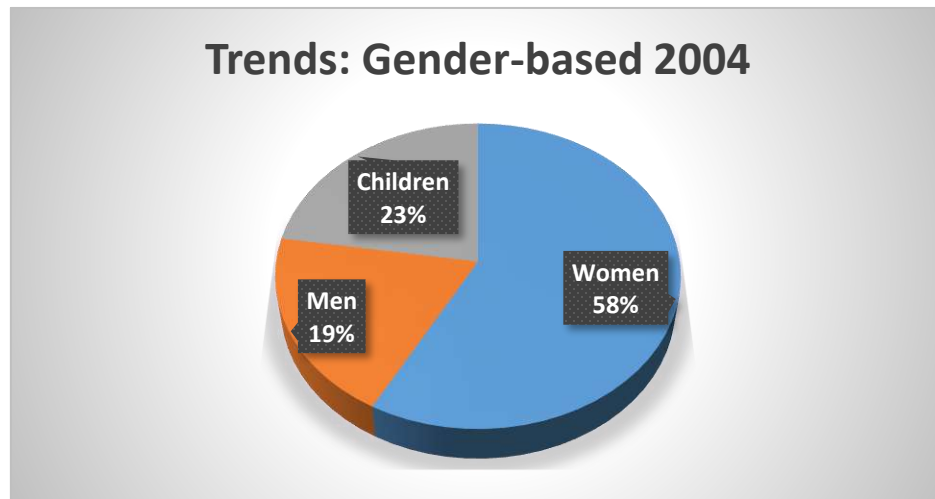
### Acid Attack Statistics - 2005

No. of Incidents	No. of Survivors	Women	Men	Children
<b>222</b>	<b>277</b>	<b>154</b>	<b>71</b>	<b>52</b>



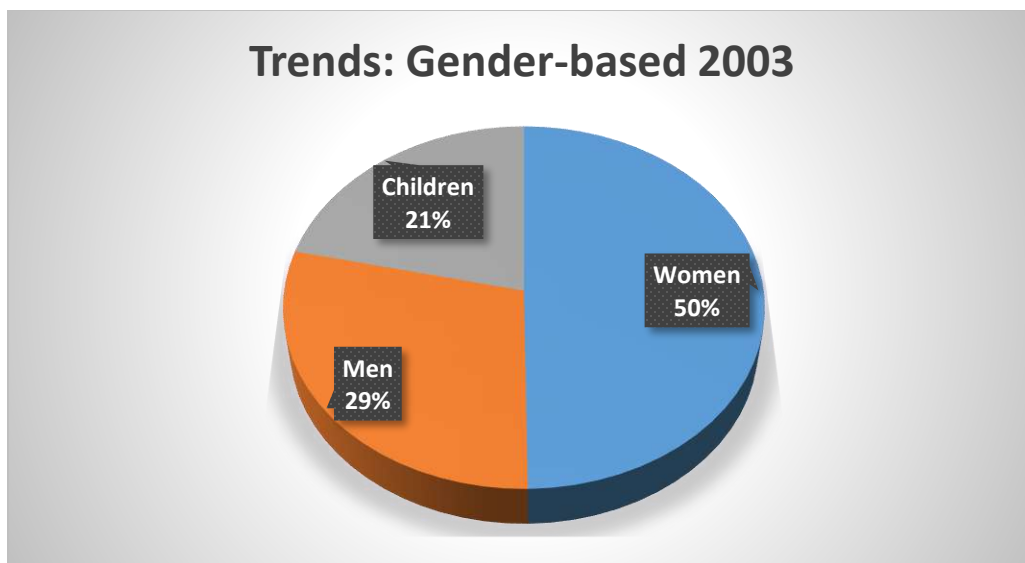
# Acid Attack Trends-2004

Acid Attack Statistics - 2004				
No. of Incidents	No. of Survivors	Women	Men	Children
326	333	193	65	75



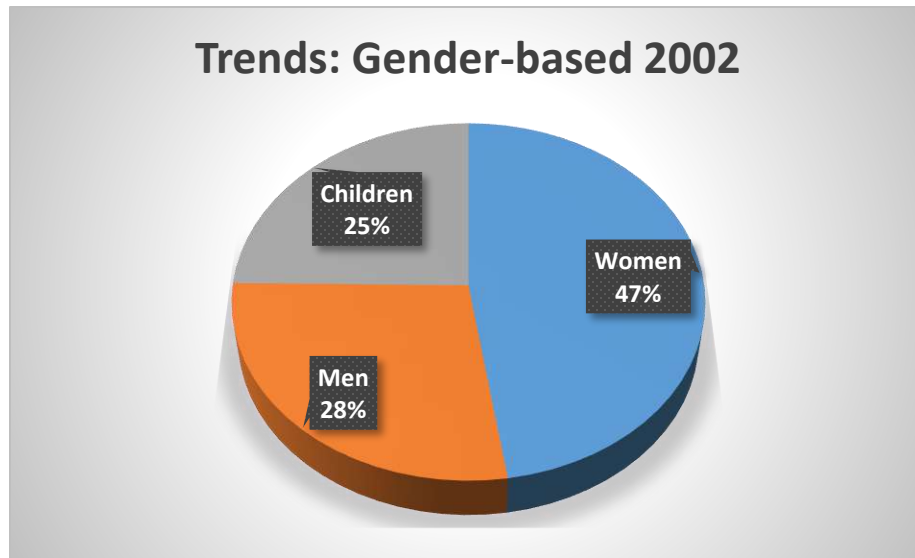
# Acid Attack Trends-2003

Acid Attack Statistics - 2003				
No. of Incidents	No. of Survivors	Women	Men	Children
417	420	209	121	90



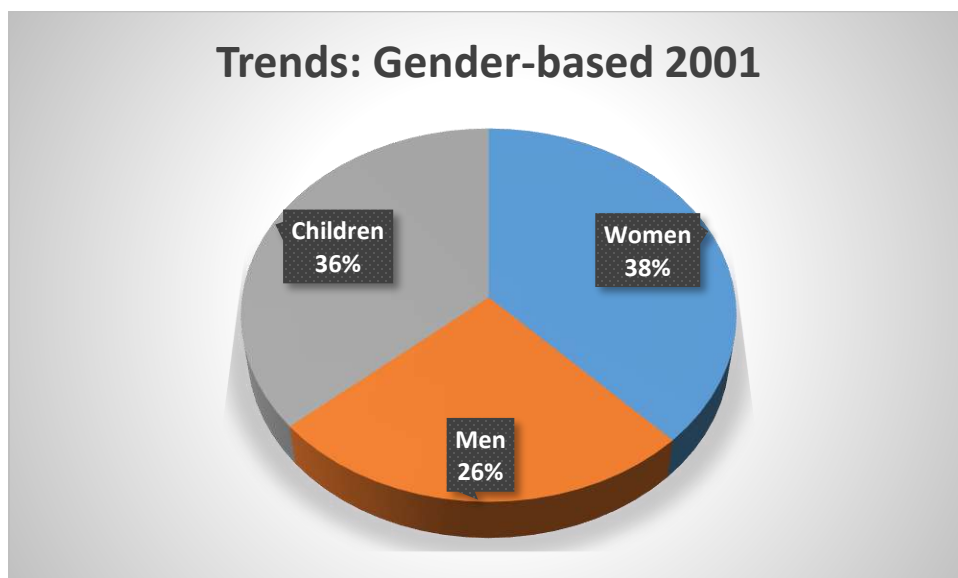
# Acid Attack Trends-2002

Acid Attack Statistics - 2002				
No. of Incidents	No. of Survivors	Women	Men	Children
494	496	236	137	123



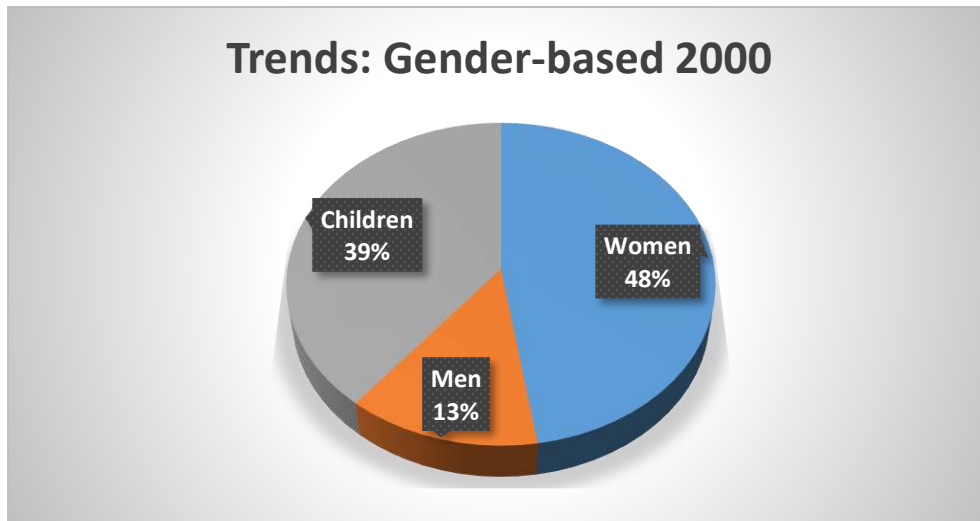
# Acid Attack Trends-2001

Acid Attack Statistics - 2001				
No. of Incidents	No. of Survivors	Women	Men	Children
351	352	133	91	128



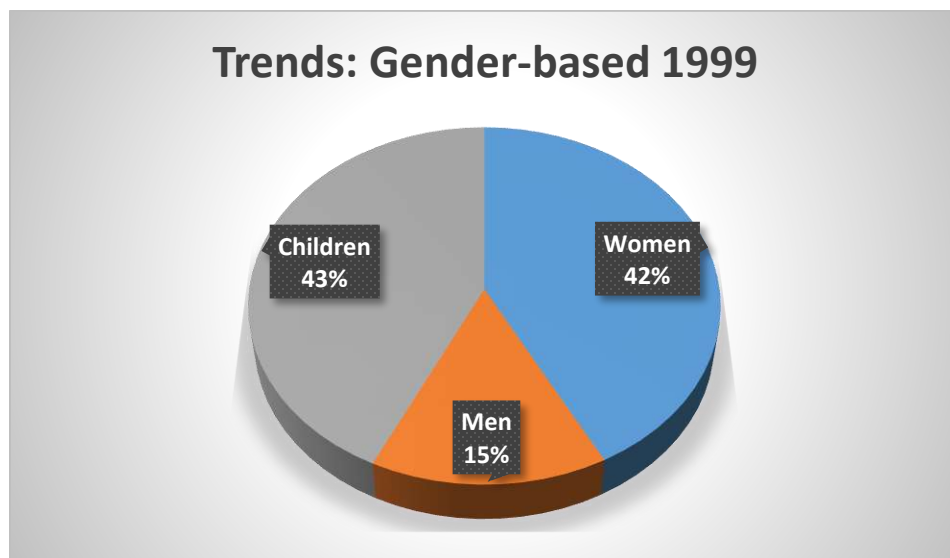
# Acid Attack Trends-2000

Acid Attack Statistics - 2000				
No. of Incidents	No. of Survivors	Women	Men	Children
240	240	114	32	94



# Acid Attack Trends-1999

Acid Attack Statistics - 1999				
No. of Incidents	No. of Survivors	Women	Men	Children
165	168	71	25	72



- > Report are generated as per the available data in the computerized database of ASF.
- > Information taken from newspapers, local NGOs, local journalists, individuals, Acid Case Monitoring cell and survivors who come directly to ASF.
- > The report may not claim 100% accuracy.
- > Please mention the name of Acid Survivors Foundation (ASF) as source.
- > Updated till: 31<sup>st</sup> December, 2022.