



Statistics 1999 - 2022

Acid Attack Statistics (1999 – 2022)		
Months	Number of Incidents	Number of survivors
2022 (Updated till: 20 th July)	10	14
2021	12	19
2020	16	22
2019	19	21
2018	18	22
2017	39	48
2016	44	50
2015	59	74
2014	59	74
2013	70	86
2012	71	98
2011	91	118
2010	122	160
2009	129	159
2008	142	184
2007	162	199
2006	183	224
2005	222	277
2004	326	333
2003	417	420
2002	494	496
2001	351	352
2000	240	240
1999	165	168
Total	3456	3853

Acid Attack Statistics – 2022					
(Updated till: 20th July)					
Months	Number of Incidents	Number of Survivors			
		Women	Men	Children's	Total
January	1	3	0	0	3
February	0	0	0	0	0
March	2	2	0	0	2
April	0	0	0	0	0
May	2	3	0	1	4
June	4	3	1	0	4
July	1	1	0	0	1
Total	10	12	1	1	14
Grand Total	10	14			

Acid Attack Statistics - 2021		
Months	Number of Incidents	Number of survivors
January	1	1
February	1	1
March	2	4
April	1	6
May	0	0
June	1	1
July	1	1
August	2	2
September	2	2
October	0	0
November	1	1
December	0	0
Total	12	19
Total Ratio (Women : Men : Children) = 13 : 5 : 1		

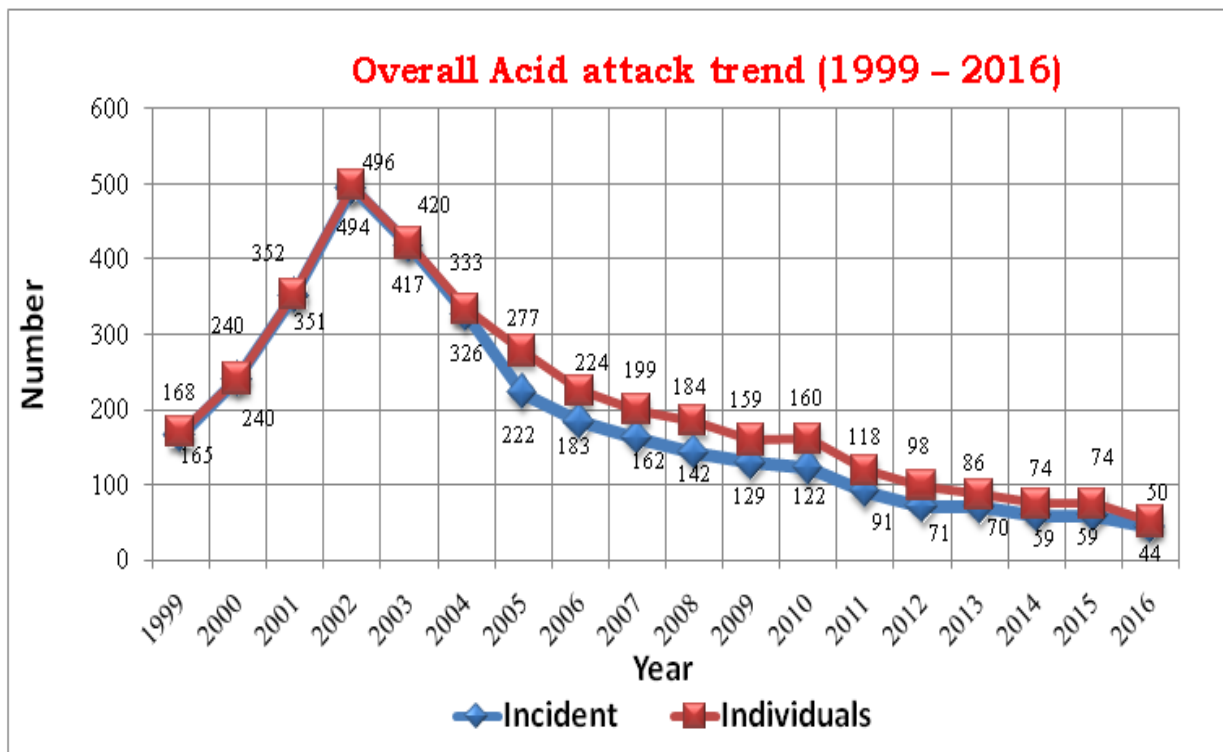
Acid Attack Statistics - 2020		
Months	Number of Incidents	Number of survivors
January	0	0
February	3	3
March	2	2
April	0	0
May	2	2
June	5	8
July	1	3
August	1	1
September	0	0
October	1	1
November	1	2
December	0	0
Total	16	22
Total Ratio (Women : Men : Children) = 17 : 2 : 3		

Acid Attack Statistics - 2019		
Months	Number of Incidents	Number of survivors
January	3	4
February	1	1
March	2	2
April	1	1
May	1	1
June	0	0
July	1	1
August	4	4
September	2	2
October	1	1
November	2	2
December	1	2
Total	19	21
Total Ratio (Women : Men : Children) = 14 : 4 : 3		

Acid Attack Statistics - 2018		
Months	Number of Incidents	Number of survivors
January	4	4
February	0	0
March	2	2
April	2	2
May	3	5
June	0	0
July	3	4
August	2	3
September	0	0
October	2	2
November	0	0
December	0	0
Total	18	22
Total Ratio (Women : Men : Children) = 10 : 5 : 7		

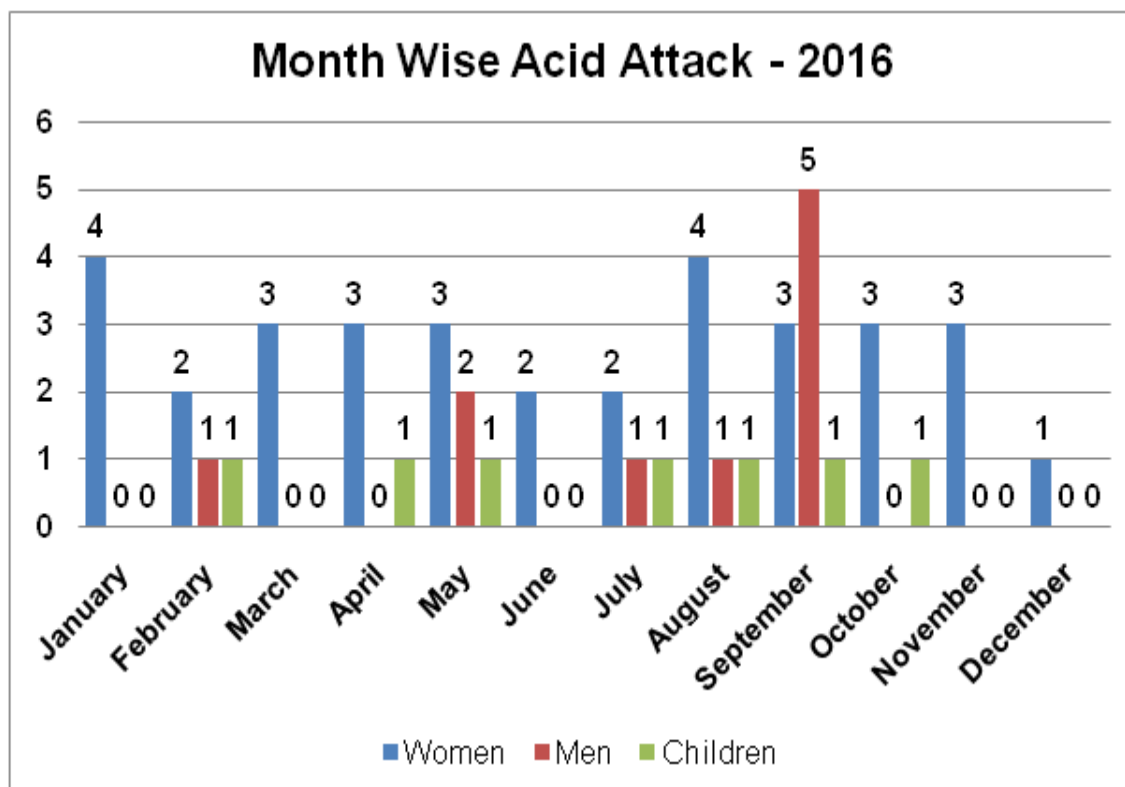
Acid Attack Statistics - 2017

Months	Number of Incidents	Number of survivors
January	5	6
February	5	6
March	5	6
April	4	6
May	7	7
June	4	4
July	0	0
August	3	3
September	1	3
October	3	5
November	1	1
December	0	0
Total	38	47
Total Ratio (Women : Men : Children) = 29 : 9 : 9		



1999 – 2016, 3712 persons were acid attacked from 3347 incidents.

Acid attack statistics - Gender perspective

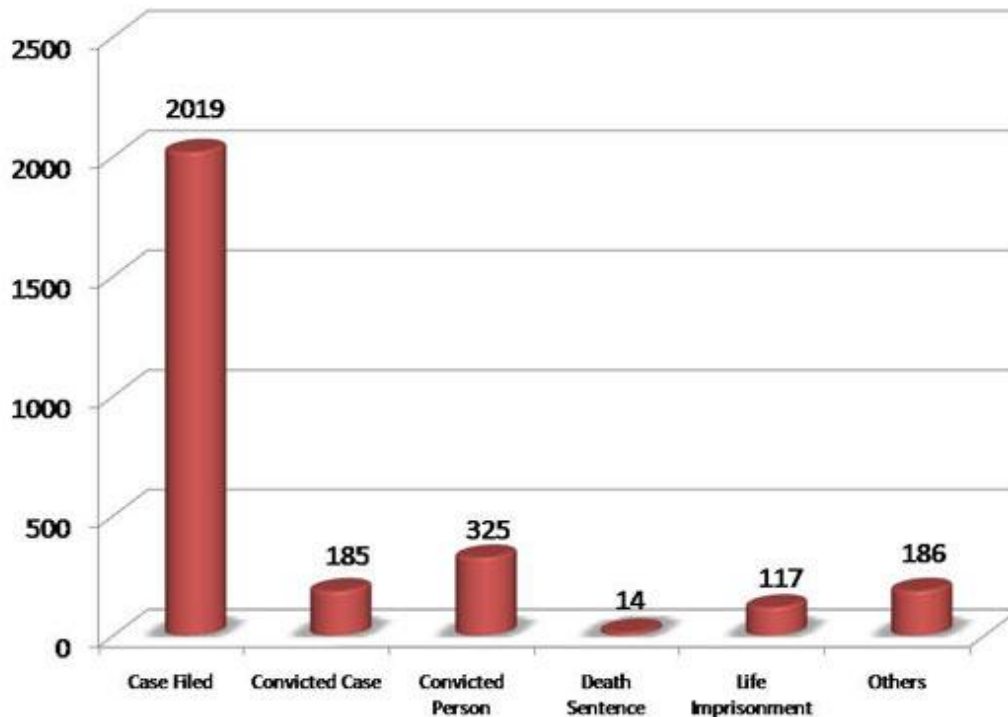


Motivation of acid attack - 2016			
Reasons	Men	Women	Children's
Dowry	-	2	-
Family related dispute	1	9	2
Land/property/money dispute	4	9	-
Marital dispute	1	7	-
Refusal/rejection of love	-	1	2
Refusal/rejection of marriage	-	-	-
Refusal/rejection of Sex	-	1	1
Not know	-	2	-
Others	4	2	2
Total	10	33	7

Age group of acid survivors - 2016

Age groups	Men	Women
Under 18	3	5
19-25	2	10
26-35	2	16
36-45	5	5
46-55	-	1
Over 55	1	-
Total:	13	37
Grand Total:	50	

Conviction Status Duration: 2002 to October 2015



- > Report are generated as per the available data in the computerized database of ASF.
- > Information taken from newspapers, local NGOs, local journalists, individuals, Acid Case Monitoring cell and survivors who come directly to ASF.
- > The report may not claim 100% accuracy.
- > Please mention the name of Acid Survivors Foundation (ASF) as source.
- > Updated till: 31st May, 2022.